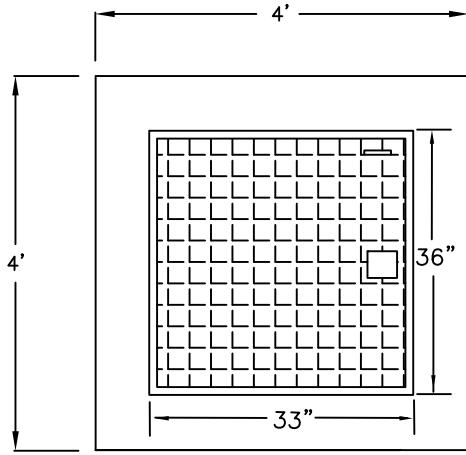


VL44  
MW&L #212502

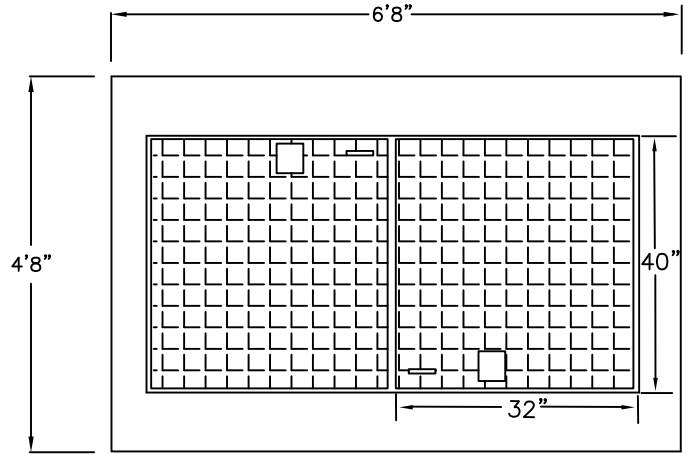
TOP SECTION



OLD CASTLE #444LA  
WITH  
LOCKING STEEL COVER  
OLD CASTLE #44-332P  
OR APPROVED EQUAL

VL64  
MW&L #212506

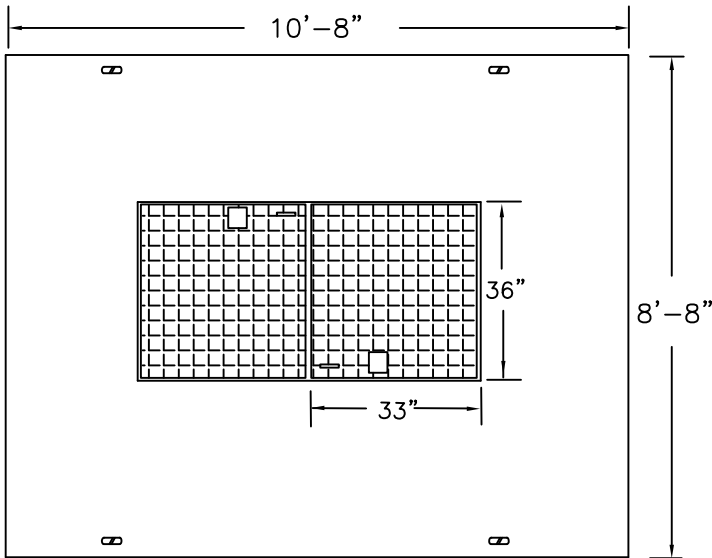
TOP SECTION



OLD CASTLE #644LA  
WITH  
LOCKING STEEL COVERS  
OLD CASTLE #64-352P  
OR APPROVED EQUAL

VL810  
MW&L #212511

TOP SECTION



VAULT LIDS  
(LOCKABLE)



| DATE      | REVISION                           | APPROVED |          |         |
|-----------|------------------------------------|----------|----------|---------|
| 7/13/2012 | REVISED TO UPDATE CURRENT STANDARD | JCD      | DATE     | 2/10/99 |
|           |                                    |          | DRAWN    | JDW     |
|           |                                    |          | APPROVED | DJE     |
|           |                                    |          | SPEC NO. | VL      |